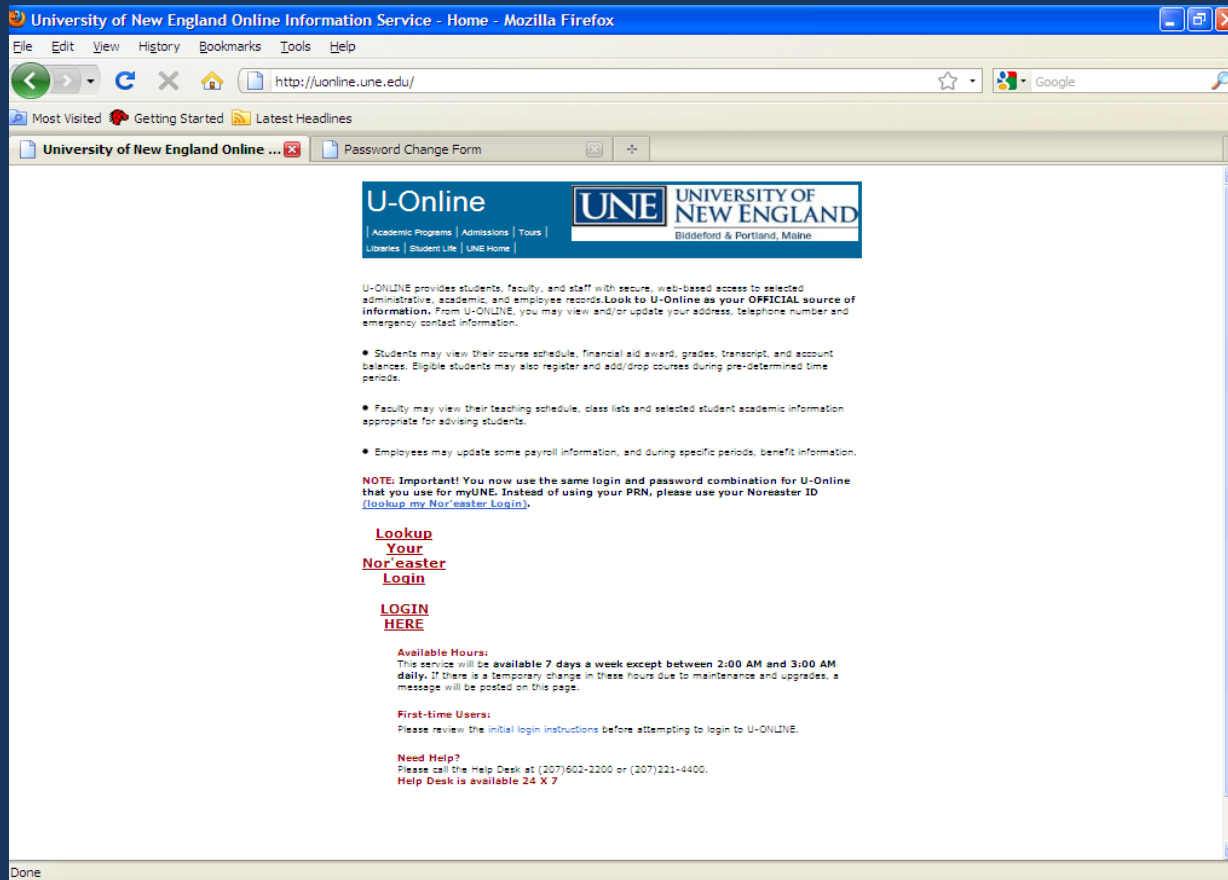


Is this your first time logging into U-Online?

Let me help.

First, go to the U-Online website at [Uonline.une.edu](http://uonline.une.edu)



The screenshot shows a Mozilla Firefox browser window with the address bar displaying <http://uonline.une.edu/>. The page title is "University of New England Online Information Service - Home". The browser's address bar also shows "http://uonline.une.edu/". The page content includes the U-Online logo and the University of New England logo. Below the logos, there is a navigation menu with links for Academic Programs, Admissions, Tours, Libraries, Student Life, and UNE Home. The main content area features a paragraph explaining that U-ONLINE provides secure, web-based access to administrative, academic, and employee records. It lists several user groups and their access capabilities: Students (course schedule, financial aid, grades, transcript, account balances), Faculty (teaching schedule, class lists, student academic information), and Employees (payroll information, benefit information). A **NOTE** states that users now use the same login and password combination for U-Online as they use for myUNE, and provides a link to "Lookup my Nor'easter Login". Below this, there are two prominent red links: "Lookup Your Nor'easter Login" and "LOGIN HERE". Further down, there are sections for "Available Hours" (7 days a week, except 2:00 AM to 3:00 AM), "First-time Users" (review initial login instructions), and "Need Help?" (call the Help Desk at (207)602-2200 or (207)221-4400, available 24 X 7).

Select “Lookup Your Nor’Easter Login”

Enter your Social Security Number (SSN) without dashes and your Date of Birth as MMDDYY.

Click “Submit.”

Find your Nor'easter Login and UNE PRN - Mozilla Firefox

File Edit View History Bookmarks Tools Help

une.edu https://neem.une.edu/pls/prod/wwskmyid.P_FindIDform

Most Visited Getting Started Latest Headlines

Find your Nor'easter Login and U... Password Change Form

U-ONLINE University of New England Online Information Service

[HELP](#) [EXIT](#)

Find your Nor'easter Login and UNE PRN

If you have given your Social Security Number to the University of New England you can use it, along with your date of birth, to look up your Nor'Easter ID and your UNE Personal Reference Number (PRN). Your Nor'Easter ID, along with your password, will allow you access to myUNE, U-Online, and other UNE computer systems. If you do not have a Social Security Number, or have not given it to UNE, students may contact the Registrar's Office and employees may contact Human Resources for further assistance.

To look up your Nor'easter ID and PRN, enter your Social Security Number (no dashes) and date of birth (MMDDYY) below.

Social Security Number (SSN):

Date of Birth: MMDDYY

RELEASE: UNE V1.3 Powered by SunGard SCT

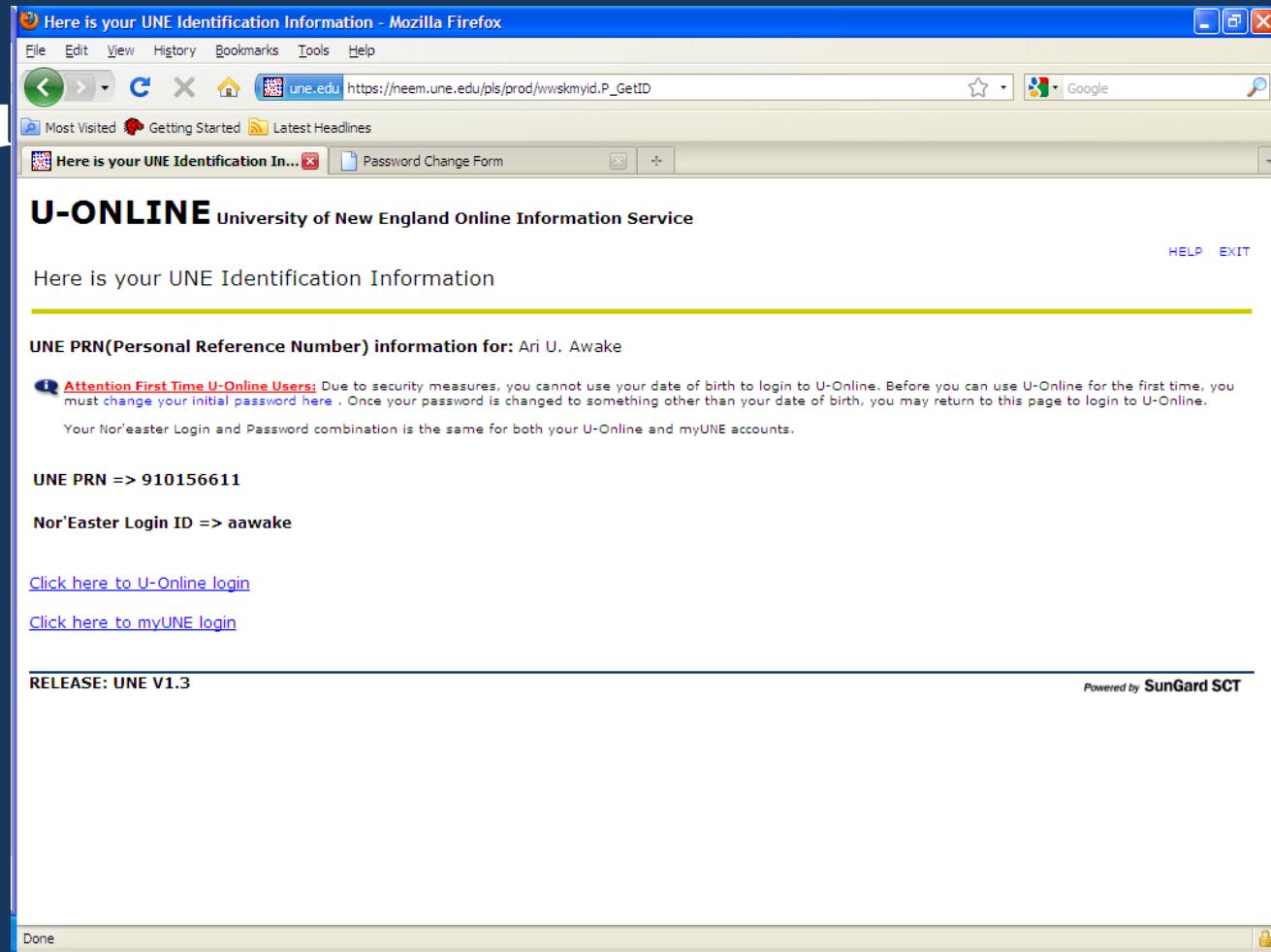
Done

You can now view your **UNE Personal Reference Number**, often referred to as your **PRN**, and your **Nor'Easter Login ID**.

Your **PRN** is your secure student number provided to manage your student information. **UNE** uses this number rather than your **SSN** for security purposes.

Your **Login ID** is used to get into [U-Online](#) and [myUNE](#), the **UNE** email site.

Select “[Click here to U-Online Login.](#)”



The screenshot shows a Mozilla Firefox browser window with the title "Here is your UNE Identification Information - Mozilla Firefox". The address bar displays "https://neem.une.edu/pls/prod/wwskmyid.P_GetID". The browser tabs include "Here is your UNE Identification In..." and "Password Change Form". The page content is as follows:

U-ONLINE University of New England Online Information Service HELP EXIT

Here is your UNE Identification Information

UNE PRN(Personal Reference Number) information for: Ari U. Awake

Attention First Time U-Online Users: Due to security measures, you cannot use your date of birth to login to U-Online. Before you can use U-Online for the first time, you must change your initial password [here](#) . Once your password is changed to something other than your date of birth, you may return to this page to login to U-Online.

Your Nor'easter Login and Password combination is the same for both your U-Online and myUNE accounts.

UNE PRN => 910156611

Nor'Easter Login ID => aawake

[Click here to U-Online login](#)

[Click here to myUNE login](#)

RELEASE: UNE V1.3 Powered by SunGard SCT

Done

Now select “Change Your Initial Password Here.”

User Login - Mozilla Firefox

File Edit View History Bookmarks Tools Help

une.edu https://neem.une.edu/pls/prod/twbkwbis.P_WWWLogin

Most Visited Getting Started Latest Headlines

User Login Password Change Form

U-ONLINE University of New England Online Information Service

HELP EXIT

User Login

Enter your NOR'EASTER LOGIN and PASSWORD and click Login. By logging in with your NOR'EASTER LOGIN and PASSWORD, you agree to abide by the [terms and conditions](#) of the University of New England. Access to UNE's on-line information system is available seven days a week, around the clock except for one hour daily between 2:00am and 3:00am. **At the end of your session, please remember to Exit and close your browser to protect your privacy.**

Use your Nor'Easter login name/ID for U-Online, myUNE and Blackboard Learning System courses.

[Help for first time users](#)

[Find your Nor'easter Login and your PRN here](#)

[Change Your Initial Password Here](#)

Forgot Your Password? UNE now has the capability for you to reset your own password should you forget it. However, you must first set this up by answering some challenge questions. You may do this here: [Forgot Password Set Up](#)

Need Help? Please call the ITS Help Desk at (207) 602-2200 or (207) 221-4400. Help Desk is available 24 X 7.

Noreaster ID(myUNE ID):

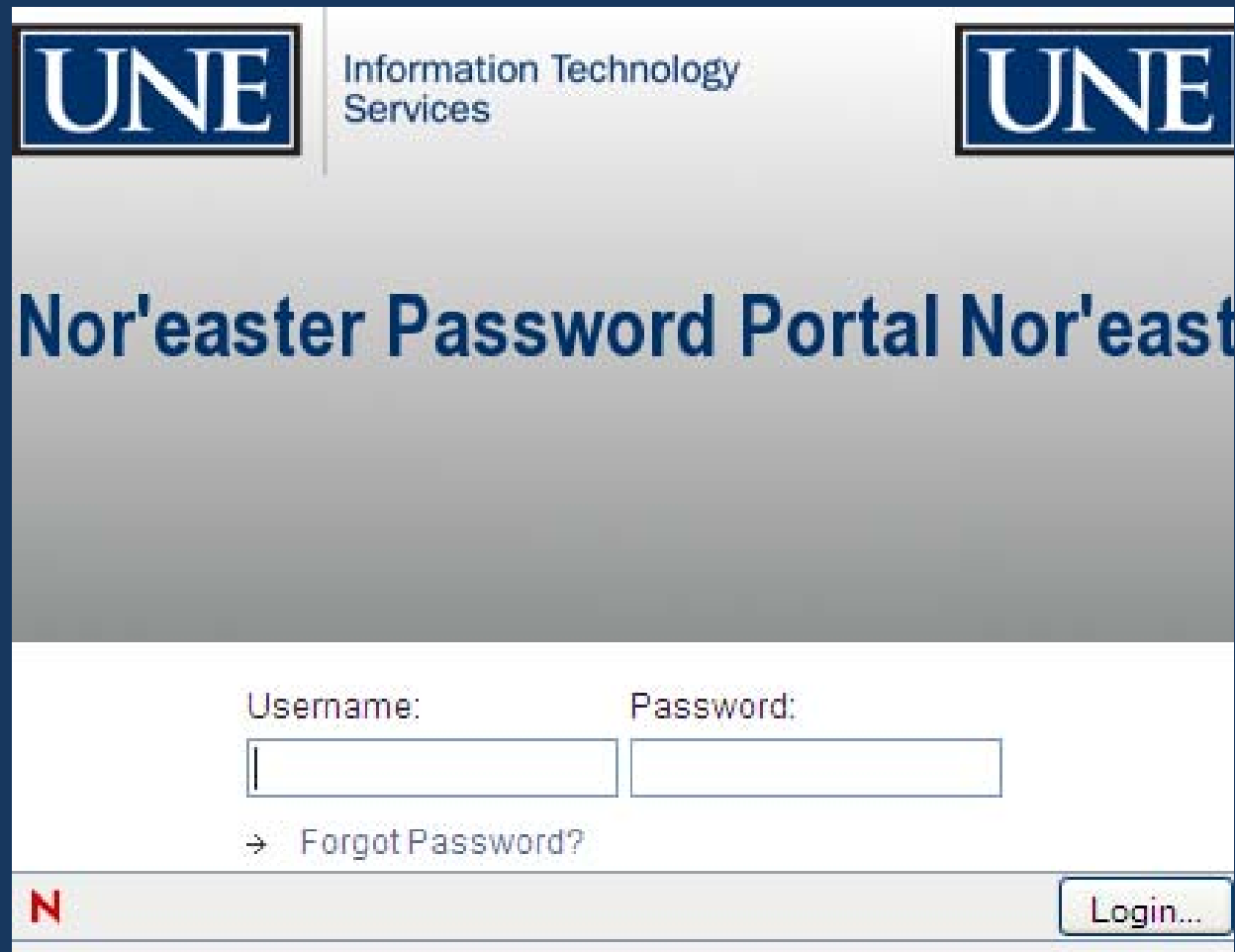
Password:

[Click Here for Help with Login?](#)

RELEASE: 8.2 Powered by SunGard SCT

Done

Enter you Nor'Easter Login ID in the Username field and enter you birthday as MMDDYY in the Password field.



The screenshot shows a web page for the 'Nor'easter Password Portal'. At the top, there are two 'UNE' logos in blue boxes. Between them, the text 'Information Technology Services' is displayed. Below the logos, the title 'Nor'easter Password Portal Nor'easter' is visible. The main content area contains a login form with two input fields: 'Username:' and 'Password:'. Below the 'Password:' field, there is a link that says '→ Forgot Password?'. At the bottom right of the form area, there is a 'Login...' button. In the bottom left corner of the page, there is a small red 'N' logo.

**Enter your birthday MMDDYY as
the old password,**

**enter the new password you have
crafted per the instructions on
the page,**

confirm by entering it again,

and select “Submit.”

Change Password

Your password must have the following properties:

- Minimum number of characters in password: 8

You may use numbers in your password.

- Minimum number of numeric characters in password: 1

The password is case-sensitive.

- Minimum number of uppercase characters in password: 1
- Minimum number of lowercase characters in password: 1

You may use special characters in your password.

You must use a unique password.

Old password:

New password:

Retype password:

You will then be prompted to answer a few security questions.

These will be used to help you reset your password if you ever lose it.

IDM Challenge Response

These questions can be used to verify your identity if you forget your password. For all Admin-Defined Questions, provide a response. For all User-Defined Questions, create own questions and responses.

Admin Defined Challenge Questions

Question: What is your favorite color? Response:

Question: What is your Mother's maiden name? Response:

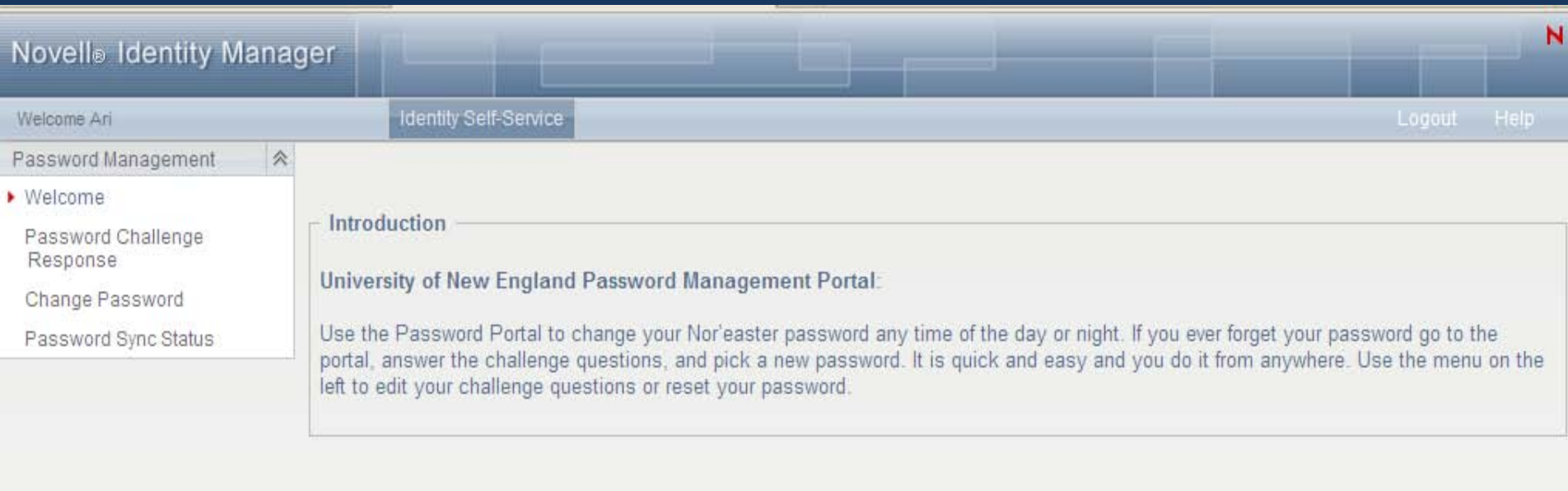
Question: In what city were you born? Response:

Question: What is your favorite team? Response:

Submit

You will then be brought to the Novell Identity Manager homepage

Your password has now been updated, and you can login to U-Online.



The screenshot shows the Novell Identity Manager interface. The top navigation bar includes "Novell Identity Manager" on the left and "Logout" and "Help" on the right. Below this is a secondary bar with "Welcome Ari" on the left and "Identity Self-Service" in the center. A left-hand menu is open, showing "Password Management" with a sub-menu containing "Welcome", "Password Challenge Response", "Change Password", and "Password Sync Status". The main content area is titled "Introduction" and contains the following text:

University of New England Password Management Portal:

Use the Password Portal to change your Nor'easter password any time of the day or night. If you ever forget your password go to the portal, answer the challenge questions, and pick a new password. It is quick and easy and you do it from anywhere. Use the menu on the left to edit your challenge questions or reset your password.

If you have any issues, please contact ITS...

**Biddeford
207-602-2200**

**Portland
207-221-4400**

To login, enter your ID and your new password.

Select “Login.”

Now you are all set to begin registering for classes.

The screenshot shows a Mozilla Firefox browser window titled "User Login - Mozilla Firefox". The address bar displays "https://neem.une.edu/pls/prod/twbkwbis.P_WWWLogin". The page content includes the "U-ONLINE University of New England Online Information Service" header, a "User Login" section, and a login form with fields for "Noreaster ID(myUNE ID)" and "Password".

U-ONLINE University of New England Online Information Service HELP EXIT

User Login

! Enter your NOR'EASTER LOGIN and PASSWORD and click Login. By logging in with your NOR'EASTER LOGIN and PASSWORD, you agree to abide by the [terms and conditions](#) of the University of New England. Access to UNE's on-line information system is available seven days a week, around the clock except for one hour daily between 2:00am and 3:00am. **At the end of your session, please remember to Exit and close your browser to protect your privacy.**

Use your Nor'Easter login name/ID for U-Online, myUNE and Blackboard Learning System courses.

[Help for first time users](#)

[Find your Nor'easter Login and your PRN here](#)

[Change Your Initial Password Here](#)

Forgot Your Password? UNE now has the capability for you to reset your own password should you forget it. However, you must first set this up by answering some challenge questions. You may do this here: [Forgot Password Set Up](#)

Need Help? Please call the ITS Help Desk at (207) 602-2200 or (207) 221-4400. Help Desk is available 24 X 7.

Noreaster ID(myUNE ID):

Password:

[Click Here for Help with Login?](#)

RELEASE: 8.2 Powered by SunGard SCT

Done 🔒