

Kimberly I. Snow  
Research Associate  
Muskie School of Public Service

**28<sup>th</sup> Annual Maine Geriatrics Conference  
The Costs of Elder Abuse  
June 14, 2018**

---

---

---

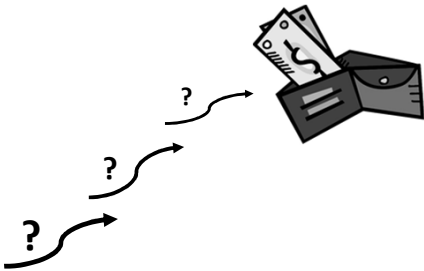
---

---

---

---

Why study costs of elder abuse?



---

---

---

---

---

---

---

Study

“Financial Exploitation of Maine’s Older  
Adults: An Analysis of Maine Adult  
Protective Services and Legal Services for  
the Elderly Case Records”

link to report: <http://digitalcommons.usm.maine.edu/aging/109/>

---

---

---

---

---

---

---

### Maine APS and Maine LSE

- Maine APS
  - Lacks capacity
  - Is dependent on others
  - In danger
- Maine LSE
  - Has capacity and can direct LSE's actions

---

---

---

---

---

---

---

### Data Sources and Methods

- Two data sources for SFY 2010-2016
  - MAPSIS data
  - LSE case files
- Two data abstracting teams
  - Muskie School for MAPSIS
  - LSE staff for LSE cases
- Common set of search terms and data abstraction template

---

---

---

---

---

---

---

### Search Terms

- \$12,000
- 12,000.00
- 12000
- Twelve thousand dollars
- Labor-intensive reading case notes

---

---

---

---

---

---

---

### Number of Cases Found

Number of Cases (SFY 2010-2016)			
	APS	LSE	Total
Total cases substantiated or with merit	682	206	888
Cases with usable specified dollar amount	459	187	646

---

---

---

---

---

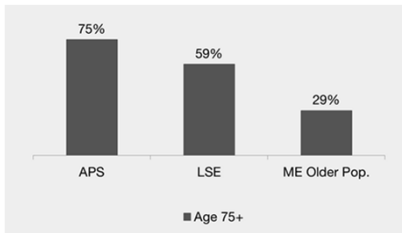
---

---

---

### Findings

- Victims of financial exploitation are more likely to be **older**.



---

---

---

---

---

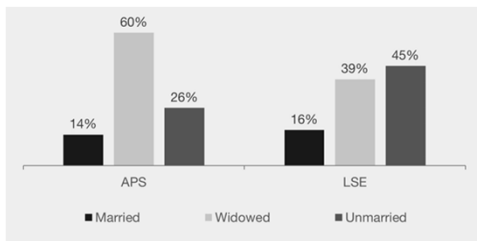
---

---

---

### Findings

- Victims of financial exploitation are **less** likely to be currently **married**.



---

---

---

---

---

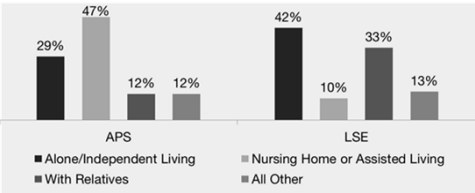
---

---

---

Findings

❖ Where Victims of Financial Exploitation Live at the Time They Are Exploited



---

---

---

---

---

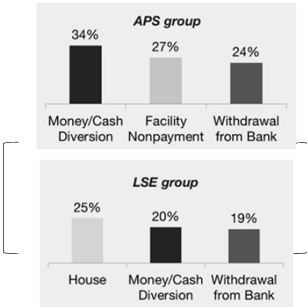
---

---

---

Findings

► The Most Common Types of Financial Losses



---

---

---

---

---

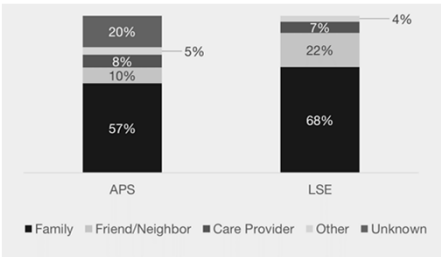
---

---

---

Findings

► The perpetrators



---

---

---

---

---

---

---

---

### Findings

Overview of Financial Losses (SFY 2010-2016)		
	APS	LSE
Number of Cases	459	187
Total Loss	\$19,085,622	\$8,985,405
Median Loss	\$8,802	\$27,000

Total Reported Losses for 646 APS and LSE Cases  
SFY 2010-2016

\$28,071,027

Median loss

\$11,557

---

---

---

---

---

---

---

---

### Findings

Calculating a Statewide Estimate of Financial  
Exploitation Losses

- Reporting rate estimates\*
  - 1 in 10 cases are reported (NCEA study)
  - 1 in 44 cases are reported (New York study)

**HIGH AND LOW ESTIMATE OF TOTAL LOSS BASED ON ALL CASES WITH  
VALUE OF LOSS REPORTED, (SFYs 2010-2016)**

LSE & APS		STATEWIDE ESTIMATE	
Reported Cases with Dollar Value for Financial Loss	Number of Cases Low Estimate (1 in 10)	Number of Cases High Estimate (1 in 44)	
646	6,460	28,424	
Median Loss	Total Loss Low Estimate (1 in 10)	Total Loss High Estimate (1 in 44)	
\$11,557	\$74,656,217	\$328,487,357	

\*National Center on Elder Abuse (2016). The National Elder Abuse Incidence Study Final Report. Washington, D.C.: National Center on Elder Abuse and New York State Office of Children and Family Services. (June 15, 2016). The New York State Court of Financial Exploitation Study. Retrieved from: <http://doh.ny.gov/press/pressroom/2016/06/15/20160615nycofesstudy20102016.pdf>

---

---

---

---

---

---

---

---

### Findings

Calculating a Statewide Estimate of Financial  
Exploitation Losses

Number of Cases (SFY 2010-2016)			
	APS	LSE	Total
Total cases substantiated or with merit	682	206	888
Cases with usable specified dollar amount	459	187	646

---

---

---

---

---

---

---

---

# Findings

Calculating a Statewide Estimate of Financial Exploitation Losses

HIGH AND LOW ESTIMATE OF TOTAL LOSS BASED ON ALL CASES REPORTED, (SFY 2010-2016)

LSE & APS		STATEWIDE ESTIMATE	
All Reported Cases	Number of Cases Low Estimate (1 in 10)	Number of Cases High Estimate (1 in 44)	
888	8,880	39,072	
Median Loss	Total Loss Low Estimate (1 in 10)	Total Loss High Estimate (1 in 44)	
\$11,557	\$102,623,407	\$451,542,992	

---

---

---

---

---

---

---

---

# Findings

- Overall range of losses due to financial exploitation in Maine SFY 2010-2016:

\$74 to \$451 million



---

---

---

---

---

---

---

---

Our next steps for research



---

---

---

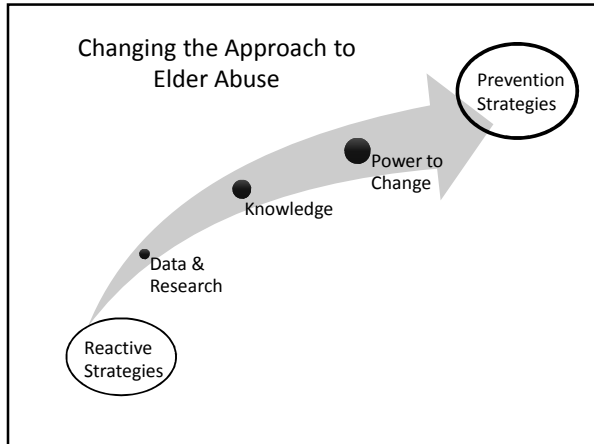
---

---

---

---

---



---

---

---

---

---

---

---

Questions?

For more information, contact:  
Kimberly Snow  
Muskie School of Public Service  
[Kimberly.i.snow@maine.edu](mailto:Kimberly.i.snow@maine.edu)  
207-780-4963  
link to report: <http://digitalcommons.usm.maine.edu/aging/109/>

---

---

---

---

---

---

---