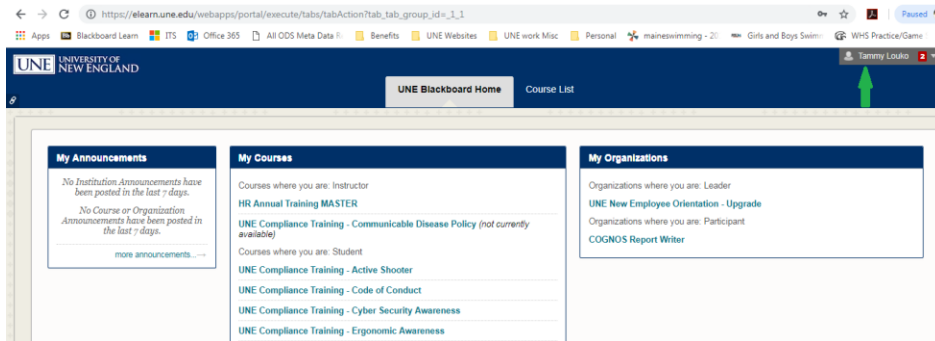
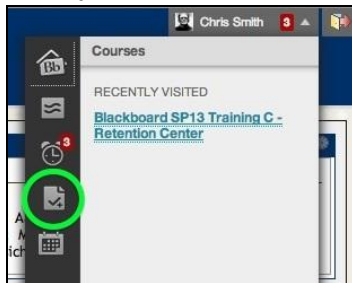


Viewing Grades in Blackboard for Each Annual Training Session

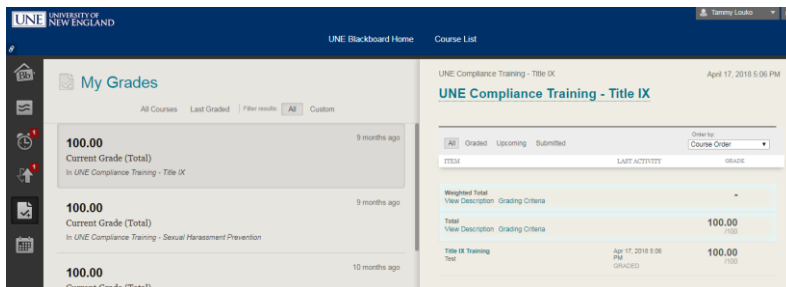
When you open <http://elearn.une.edu> you will see the “UNE Blackboard Home” screen, similar to the one below. You will see your name in the upper-right corner.



Click your name and then click the “My Grades” icon  from the list that drops down.



You will see a new screen listing all the courses in which you are enrolled that have grades. Click one of the courses to be taken to view some details for that course. You can also click the “View Attempt” link to see feedback for the answers you gave.



For technical support, contact the Information Technology Services Help Desk at extension 2200 or 4400.